

# Installation Instructions

## Critter Shield™ Electronic Pest Deterrent

Thank you for purchasing the Bird•B•Gone® Critter Shield™ – Electronic Pest Deterrent. For best results please read these instructions before use and retain them for future reference.

### Critter Shield™ Overview:

Critter Shield™ is a simple, safe, and humane pest deterrent that combines sonic and ultrasonic signals to effectively keep pests away. Pests are deterred as they are unable to tolerate the constant change in frequencies and sounds emitted by the unit. Designed for indoor use, Critter Shield™ offers up to 3500 sq ft. of coverage and effectively deters various pests including small animals, rodents, bats, spiders, flying and crawling insects, and more! Critter Shield™ is safe for use around humans and non-rodent pets such as dogs, cats, birds, and reptiles.

### CAUTION

Persons with pacemakers please consult your doctor before use.

### Ultrasonic and Sonic Sounds

Ultrasonic sounds (above 20,000Hz) are high frequency sounds inaudible to most humans and large animals. Ultrasonic frequencies cannot travel through physical barriers and will bounce off of hard surfaces. These high frequencies will also be absorbed by soft materials, diminishing the effectiveness of the device. Sonic sounds are lower frequency, audible sounds have the potential to carry further. Lower frequencies are effective in repelling larger pests such as rats and mice and can be more effective in protecting larger areas. ***Pets should not be exposed to the loud and medium sonic setting for prolonged periods of time when in an enclosed area. May be irritating to humans.***

### How it Works

When the device is turned on pests are deterred because of their inability to adapt to the constantly varying high and low frequencies created by the ultrasonic and sonic signals emitted from the device. Depending on the setting of the device and the target pest, the frequencies can





have an influence on both the pests feeding habit and communication ability. The ultrasonic and sonic technology has been proven to be an effective form of pest control through laboratory and university testing. Note, this device is safe for use around humans and non-rodent pets, however it may be harmful to pet tarantulas, mice, hamsters, ferrets and gerbils.

### Using the Critter Shield™:

This electronic pest deterrent is constructed of solid-state electronics that requires no maintenance.

1. Insert 4 AA batteries (not included) into bottom of the device, close the cover, and screw tightly into place.
  - Switch the On/Off button to the “ON” position. The three LED lights on the front panel will turn on and the device will begin to work.
  - Switch the On/Off button to the “OFF” position. The three LED lights on the front panel will turn off and the device will stop.
  - Low Battery: when battery is low, the three red lights on front panel will begin to blink. At this point, the four AA batteries must be replaced with four new AA batteries.



### QUESTIONS?

Call Bird•B•Gone® at 949.472.3122 or 800.392.6915

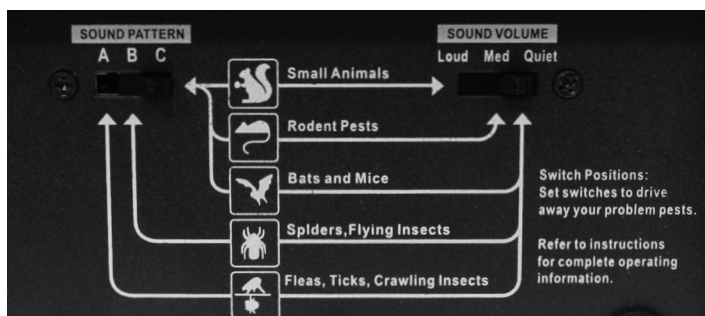
Email: nobirds@birdbgone.com



BIRDBGONE.COM | 800.392.6915

# Installation Instructions

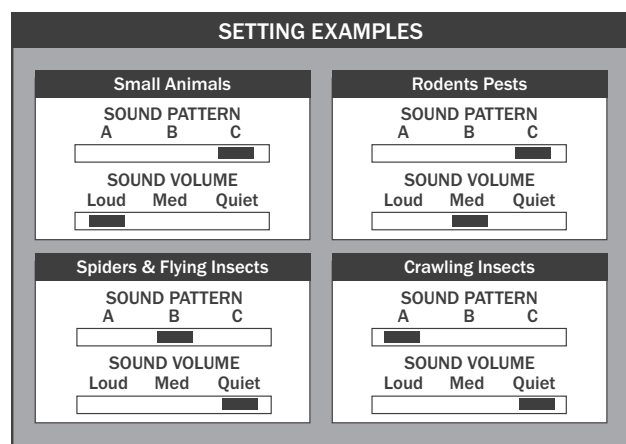
2. In order to select the desired **SOUND VOLUME** and **SOUND PATTERN**, reference the diagram on the back of the device (as seen below).



3. To adjust **SOUND VOLUME**, slide the switch to select which sound level to broadcast. There are three levels of sound volume as described below:

- Quiet** Emits primarily ultrasonic frequencies (Maximum effective range of 2,000 square feet).
- Med** In addition to Quiet settings, Med introduces a variety of sonic sounds (Maximum effective range of 3,000 square feet).
- Loud** All sounds in the Quiet and Med Modes remain, adding Loud sonic frequencies (maximum effective range of 3,500 square feet).

4. To adjust **SOUND PATTERN**, slide the switch to select which pests to deter. The **SOUND PATTERN** adjusts the length, interval, and pattern of the sound, see below:



5. There are three pre-set time functions: 3 hours, 6 hours, and 9 hours.

- Press the "Timer" button 1 time and "3H" LED light will turn on, the device will work for the next 3 hours. After 3 hours, "3H" LED light will turn off and the device will automatically stop.
- Press the "Timer" button 2 times and "6H" LED light will turn on, the device will work for the next 6 hours. After 6 hours, "6H" LED light will turn off and the device will automatically stop.
- Press the "Timer" button 3 times and "9H" LED light will turn on, the device will work for the next 9 hours. After 9 hours, "9H" LED light will turn off and the device will automatically stop.

## Manufacturer's Warranty

Bird•B•Gone®, Inc. (Manufacturer) warrants the Critter Shield™ to be free of manufacturer defects for a period of 30 days from the date of purchase.

## Warranty Coverage

Upon determination that the materials within the period of this warranty have failed, Bird•B•Gone®, Inc. will repair or replace the defective product.

## Warranty Exclusions

This warranty does not apply to any costs, repairs, or services for the following:

- Repairs necessitated through use of these products for which they were not designed.
- Damage resulting from misuse, abuse, accidents, alterations, natural forces, third-party damage, or improper placement.

## How to obtain Warranty Service

The buyer must notify Bird•B•Gone®, Inc. via telephone at 949-472-3122 or via email at nobirds@birdbgone.com of any defect or malfunction within the warranty period. The buyer will be required to provide proof of purchase and photos of the product for which the warranty claim is being filed. Return merchandise authorization number is required prior to returning merchandise.

## QUESTIONS?

Call Bird•B•Gone® at 949.472.3122 or 800.392.6915

Email: nobirds@birdbgone.com



BIRDBGONE.COM | 800.392.6915