

Installation Instructions

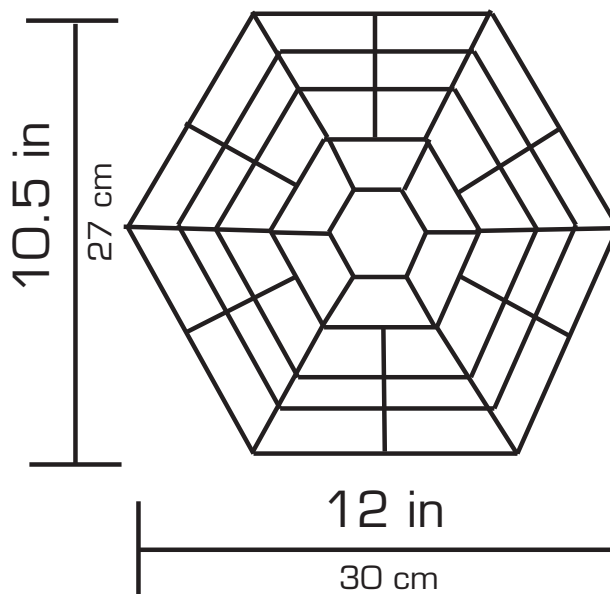
Pond Defender™ (12/PK)

Calculate the number of discs required to cover the outer ring of your pond (instructions below). Place discs around the outside edge of the pond at least one disc row (for larger ponds, placing a second, internal row of discs may be required). Cut any holes needed for plants or other obstacles. Use the provided connectors to secure discs to each other, preventing movement from the edge.

NOTE: Pond Defender™ can be cut with strong scissors or garden shears to allow for plants and other objects to fit through.


HOW TO CALCULATE NUMBER OF PIECES REQUIRED:

Run a string or garden hose around the circumference of the pond and measure the length to see how many Pond Defender™ discs are required. Predators such as herons and cats strike at the edge; it is not necessary to cover the whole pond.




Bird Species	Heron, Cormorant, other fish predators.
Bird Pressure	Light to Medium
Where to Use	Perimeter of ponds & water habitats where fish need protection from predation.

Rectangular Ponds



Coverage: 14.5 ft² (1.35 m²)

Round Ponds



Coverage: 16 ft² (1.50 m²)

Provide protective cover for Pond Fish.

- Easy to install, fits any size pond!
- Pond Defender™ discs can be removed and replaced for pond maintenance
- Plants can grow through Pond Defender™ openings.
- Each pack covers up to 16 Square Feet.

Pond Defender™ is designed to protect the perimeter of your pond, where most predators attack. The center is left open for plants to grow and for feeding pond fish.

NOTE: More than one package of Pond Defender™ may be needed depending on the size of your pond.

Have installation questions?

Call Bird•B•Gone® at 949.472.3122 or 800.392.6915

Email: nobirds@birdbgone.com

QUESTIONS?

Call Bird•B•Gone® at 949.472.3122 or 800.392.6915

Email: nobirds@birdbgone.com



BIRDBGONE.COM | 800.392.6915